

# FDLS SERIES Residential Lighting

FDLS-12-MCT5

**MCTP** Multi Color Temperature & Multi Power/Wattage (Selectable)

**WESTGATE**  
THE FUTURE IS HERE...AND IT'S QUITE BRIGHT!

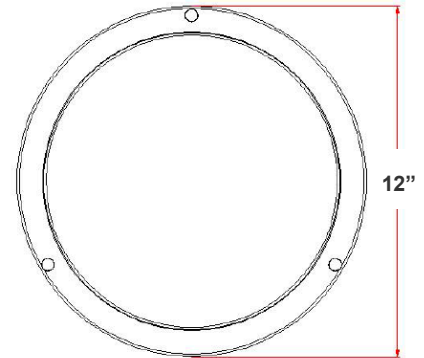


Customer Name: \_\_\_\_\_

Project Name: \_\_\_\_\_

Note: \_\_\_\_\_

Type: \_\_\_\_\_



12" (D) x 2 1/8" (H)

The LED Flush Mount Surface Fixture is a low profile downlight intended for ceiling or wall mount applications. Driver on Board (DOB) technology, with no driver or transformer needed. These flush mount ceiling lights mount directly to a 4" deep dish junction box ideal for Residential and commercial applications.

## Features

- Construction: Spun Aluminum + Steel (Brushed Nickel Finish)
- Optics: White Translucent Acrylic Lens
- 5-Year Warranty
- 50,000 Hours Rated Life
- MCT: Multi Color Temperature (Selectable with Switch Inside Fixture)
- High Lumens

## Technical Specifications

### Electrical:

- Voltage: 120V AC
- Wattage: 15W
- Power Factor: >0.9
- Efficacy: 70 LPW

### Mechanical:

- Optics: White Translucent Acrylic Lens
- Construction: Spun Aluminum Steel (Brushed Nickel Finish)
- Gasket: Closed Cell Neoprene Foam Gasket
- Operating Temp: -4°F~104°F
- IP Rating: IP20, Suitable for Damp Locations When Gasket is Used

### Lighting:

- Dimmable Down to 10% Using a Standard TRIAC LED Dimmer
- Total Lumens: 1500LM
- Color Temperatures: 2700K/3000K/3500K/4000K/5000K
- Multi-CCT (Selectable With Switch Is OnThe LED Board Under The Lens)
- Color Rendering Index: CRI ≥ 80

### Applications:

- The LED Flush Mount Surface Fixture is a low profile down light intended for ceiling or wall mount applications. Driver on Board (DOB) technology, with no driver or transformer needed. These flush mount ceiling lights mount directly to a 4" deep dish junction box ideal for Residential and commercial applications

### Other Models:

- 24W | 1800LM | FDLS-14-MCT5

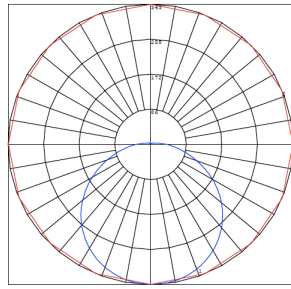
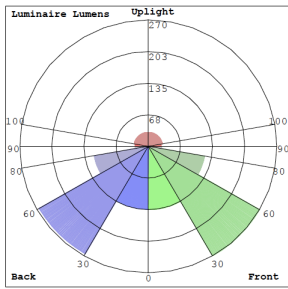


Phone: (877) 805-2252 | Fax: (877) 805-2252  
www.westgatemfg.com |

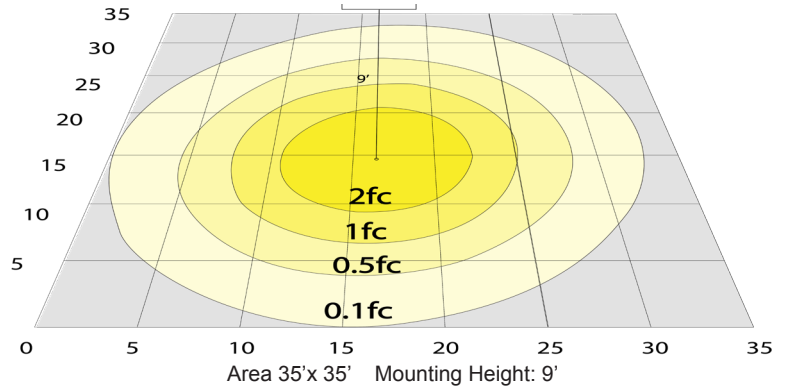


WG-Z6-29-2Z

## Photometrics: FDLS-12-MCT5



BUD Rating: B1-U2-G1



## Other Views:



Side View



Front View



Back View

## Performance Table: FDLS-12-MCT5

MODEL NO.	Wattage	Voltage	Lumens	Color Temp.	BUG Rating	LPW
FDLS-12-MCT5	20W	120V	1500LM	2700K 3000K 3500K 4000K 5000K	B1-U2-G1	70

## Sample Ordering

Model Size Color Temp.

FDLS - 12 - MCT5

### Accessory:

Blank = No Option For Accessories  
DL-SFK= 4" SEMI-FLUSH ACCESSORY KIT FOR FDL FLUSH-MOUNT SERIES

### Factory-Installed Options:

Blank = No Option For Accessories  
OPT-FDL-12-EM= EMERGENCY BACKUP BATTERY MOUNT IN EXTENDED BASE  
OPT-SEN-2US= ULTRASONIC BI-LEVEL DIMMING (REMOTE NOT NEEDED)  
WEC-3RC= OPTIONAL REMOTE CONTROL

### ACCESSORY:



FDL-SFK

### FACTORY-INSTALLED OPTIONS:



OPT-FDL-12-EM



SENSOR  
OPTION  
OPT-SEN-2US



WEC-3RC

